



ARCHITECTURE

MINIMAL DESIGN

ARCHITECTURE

COLOR BODY PORCELAIN TILE







GRES PORCELLANATO COLORATO IN MASSA
GRÈS CÉRAME TEINTÉ DANS LA MASSE
EINGEFÄRBTES FEINSTEINZEUG
GRES PORCELÁNICO COLOREADO EN MASA
КЕРАМОГРАНИТ ОКРАШЕННЫЙ В МАССЕ
彩色通体瓷质砖

CONFORME / ACCORDING TO / CONFORME
KONFORM / CONFORME / СООТВЕТСТВУЕТ / 合格
UNI EN 14411 - G BIa



RM V2


10,5




TO



120X120/48"X48"



60X120/24"X48"




60X60/24"X24"



COLOR BODY PORCELAIN TILE

GRES PORCELLANATO COLORATO IN MASSA / GRÈS CÉRAMÉ TEINTÉ DANS LA MASSE / EINGEFÄRBTES FEINSTEINZEUG
GRES PORCELÁNICO COLOREADO EN MASA / КЕРАМОГРАНИТ ОКРАШЕННЫЙ В МАССЕ / 彩色通体瓷质砖

CONFORME / ACCORDING TO / CONFORME / KONFORM / CONFORME / СООТВЕТСТВУЕТ / 合格
UNI EN 14411 - G BIa



	120X120 48"X48"	60X120 24"X48"	60X60 24"X24"
ARCHITECTURE N	ARCHITEC.120N	ARCHITEC.12N	ARCHITEC.60N
ARCHITECTURE DG	ARCHITEC.120DG	ARCHITEC.12DG	ARCHITEC.60DG
ARCHITECTURE G	ARCHITEC.120G	ARCHITEC.12G	ARCHITEC.60G
ARCHITECTURE W	ARCHITEC.120W	ARCHITEC.12W	ARCHITEC.60W

	120X120 48"X48"	60X120 24"X48"	60X60 24"X24"
ARCHITECTURE A	ARCHITEC.120A	ARCHITEC.12A	ARCHITEC.60A
ARCHITECTURE B	ARCHITEC.120B	ARCHITEC.12B	ARCHITEC.60B
ARCHITECTURE TO	ARCHITEC.120TO	ARCHITEC.12TO	ARCHITEC.60TO

62 ARCHITECTURE

COLOR BODY PORCELAIN TILE

GRES PORCELLANATO COLORATO IN MASSA / GRÈS CÉRAMÉ TEINTÉ DANS LA MASSE / EINGEFÄRBTES FEINSTEINZEUG
GRES PORCELÁNICO COLOREADO EN MASA / КЕРАМОГРАНИТ ОКРАШЕННЫЙ В МАССЕ / 彩色通体瓷质砖

CONFORME / ACCORDING TO / CONFORME / KONFORM / CONFORME / COOTBETCTBYET / 合格
UNI EN 14411 - G BIa

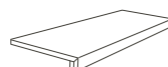
Pezzi speciali / Trims / Pièces spéciales / Sonderstücke
Piezas especiales / Специальные элементы / 特制件



9,5X60 △ 15
3.7"X24"



9,5X120 △ 6
3.7"X48"



120X32,5 △ 2
48"X12.8"

ARCHITECTURE N	ARCHITEC.BT60N	ARCHITE.BT120N	ARCHIT.G120N
ARCHITECTURE DG	ARCHITEC.BT60DG	ARCHITE.BT120DG	ARCHIT.G120DG
ARCHITECTURE G	ARCHITEC.BT60G	ARCHITE.BT120G	ARCHIT.G120G
ARCHITECTURE W	ARCHITEC.BT60W	ARCHITE.BT120W	ARCHIT.G120W
ARCHITECTURE A	ARCHITEC.BT60A	ARCHITE.BT120A	ARCHIT.G120A
ARCHITECTURE B	ARCHITEC.BT60B	ARCHITE.BT120B	ARCHIT.G120B
ARCHITECTURE TO	ARCHITEC.BT60TO	ARCHITE.BT120TO	ARCHIT.G120TO

Imballi / Packaging / Emballages / Verpackungen
Embalajes / Упаковки / 包装

FORMATO NOMINALE NOMINAL SIZE	BORDO EDGE	SPESSORE THICKNESS	BOX			PALLET		
			PZ/BOX PCS/BOX	MQ/BOX SM/BOX	KG/BOX KG/BOX	BOX/PALLET BOXES/PALLET	MQ/PALLET SM/PALLET	KG/PALLET KG/PALLET
120X120 / 48"X48"	RECTIFIED	10,5	1	1,44	36,29	36	51,84	1326,54
60X120 / 24"X48"	RECTIFIED	10,5	2	1,44	35,15	27	38,88	969,05
60X60 / 24"X24"	RECTIFIED	10,5	3	1,08	26,47	32	34,56	867,09

ARTICOLO	DIN 51130 (R)	DIN 51097 (A+B+C)	BCR REP.CEC 6/81		DM 14/6/89 N.236		PENDULUM TEST BS (INGLESE)	PENDULUM TEST AS/NZS 4856:2004 (AUSTRALIANO)	PENDULUM TEST UNE ENV 12633:2003 (SPAGNOLO)	BOT 3000 (DCOF) average value
			g.a.	g.b.	c.a.	g.b.				
ARCHITECTURE	R10	A	> 0,4	> 0,4	> 0,4	> 0,4	> 25	-	1	> 0.42

