

# XT20



- 390 Realstone\_Lunar XT20
- 396 Realstone\_Navigli XT20
- 400 Realstone\_PietrAntica XT20
- 406 Realstone\_Slate XT20
- 410 Realstone\_Rain XT20
- 414 Realstone\_Cardoso XT20
- 418 Realstone\_Jerusalem XT20
- 422 Realstone\_Quarzite XT20
- 426 Stoneway\_Ardesia XT20
- 430 Stoneway\_Barge Antica XT20
- 434 Stoneway\_Porfido XT20
- 438 Woodsense XT20
- 442 Woodliving XT20
- 446 Woodtale XT20
- 450 Woodmania XT20
- 454 Stratford XT20
- 460 Patina XT20
- 464 Rewind XT20
- 468 Concept XT20

XT20

# Stratford XT20



R96T Beige Rettificato 60x120 - 23<sup>5/8</sup>" x 47<sup>1/4</sup>"



## Stratford XT20

gres fine porcellanato colorato in massa - rettificato monocalibro / colorbody fine porcelain stoneware - rectified monocaliber / durchgefärbtes feinsteinzeug - rektifiziert, in einem werkmaß / grès cérame fin coloré dans la masse - rectifié monocalibre / gres porcelánico fino coloreado en toda la masa - rectificado monocalibre / гомогенный мелкозернистый керамогранит - ректифицированный монокалиберный

gruppo Bia UNI EN 14411\_G



outdoor



60x120 cm  
23<sup>5/8</sup>" x 47<sup>1/4</sup>"  
± 20 mm

CONCRETE EFFECT  
Stratford > p.210

# Stratford XT20

60x120 - 23<sup>5/8</sup> x 47<sup>1/4</sup>"

White



R96V 60x120 Rett

Clay



R96U 60x120 Rett

Grey



R96W 60x120 Rett

Beige



R96T 60x120 Rett








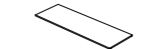






Dark Grey



R96X 60x120 Rett

STRATFORD XT20 | XT20

STRATFORD XT20 | XT20

							
	GRADONE* STEP TILE* 40x120	GRADONE* STEP TILE* 40x120	GRADONE* STEP TILE* 40x120	GRADONE* STEP TILE* 40x120	ALZATA RISER TILE 20x120	ALZATA RISER TILE 20x120	ALZATA RISER TILE 20x120
LAVORAZIONE LATI TAGLIO + ASSEMBLAGGIO EDGES PRODUCED BY CUTTING + ASSEMBLY	SOLO SU LATO LUNGO ON LONG SIDE ONLY	LATO LUNGO + SX LONG SIDE + L	LATO LUNGO + DX LONG SIDE + R	LATO LUNGO + DX + SX LONG SIDE + R + L	NESSUN LATO LAVORATO NO SHAPED EDGES	ENTRambi I LATI CORTI BOTH SHORT SIDES	DX/SX RIBALTABILE R/L REVERSIBLE
White	R98D	R98K	R97W	R97N	R99E	R98X	R98R
Grey	R98H	R98N	R97Z	R97U	R99H	R99A	R98U
Dark Grey	R98G	R98P	R98A	R97T	R99J	R99C	R98V
Clay	R98E	R98L	R97X	R97Q	R99F	R98Y	R98S
Beige	R98F	R98M	R97Y	R97S	R99G	R98Z	R98T
							
	COPRI MURETTO COPING TILE 40x120	COPRI MURETTO COPING TILE 40x120	ELEMENTO ELLE* L-EDGING TILE* 15x120x4	BORDO U* U-EDGING TILE* 15x60x15	CORDOLO L* L-KERB TILE* 15x60x20	CANALINA* GUTTER TILE* 15x60x8	GRIGLIA GRID TILE 15x60
LAVORAZIONE ROMPIGOCCIA NON-DRIP EDGE	SU 2 LATI LUNGH ON THE 2 LONG SIDES	SU 3 LATI ON 3 SIDES					
White	R99L	R99S	R97J	R9AG	R99Z	R9AN	R9AU
Grey	R99P	R99U	R97K	R9AK	R9AD	R9AR	R9AX
Dark Grey	R99Q	R99V	R97L	R9AL	R9AE	R9AS	R9AY
Clay	R99M	R99T	R97H	R9AH	R9AA	R9AP	R9AV
Beige	R99N	R99X	R97G	R9AJ	R9AC	R9AQ	R9AW